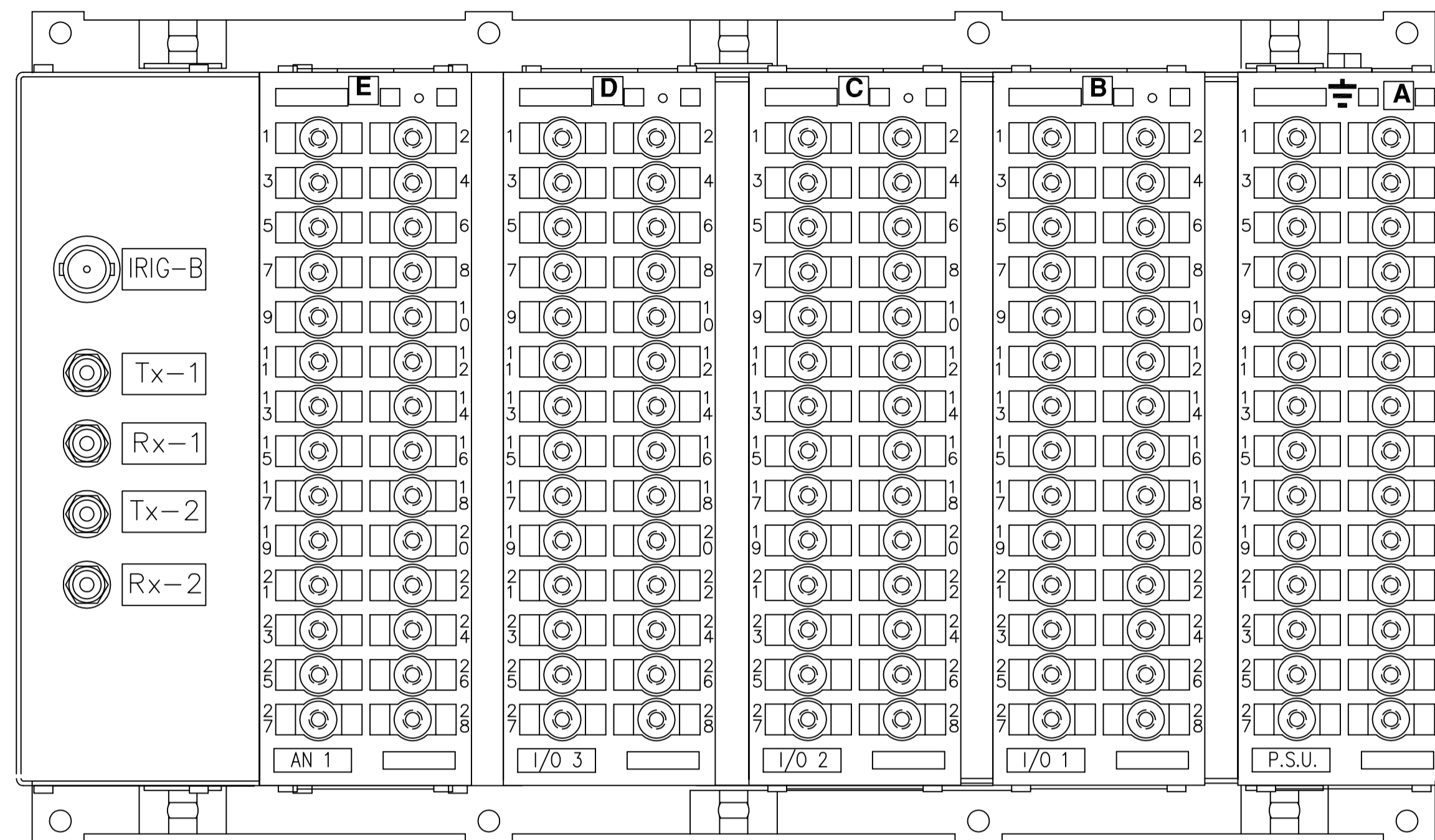


IF IN DOUBT ASK
DO NOT SCALE



RELAY VIEWED FROM REAR

NOTES

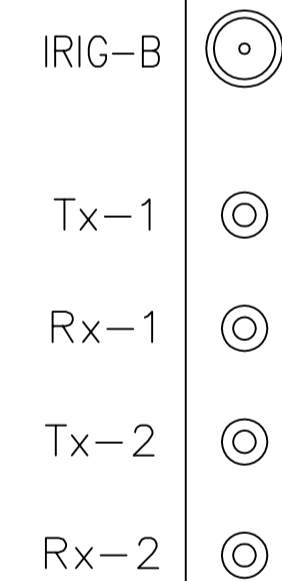
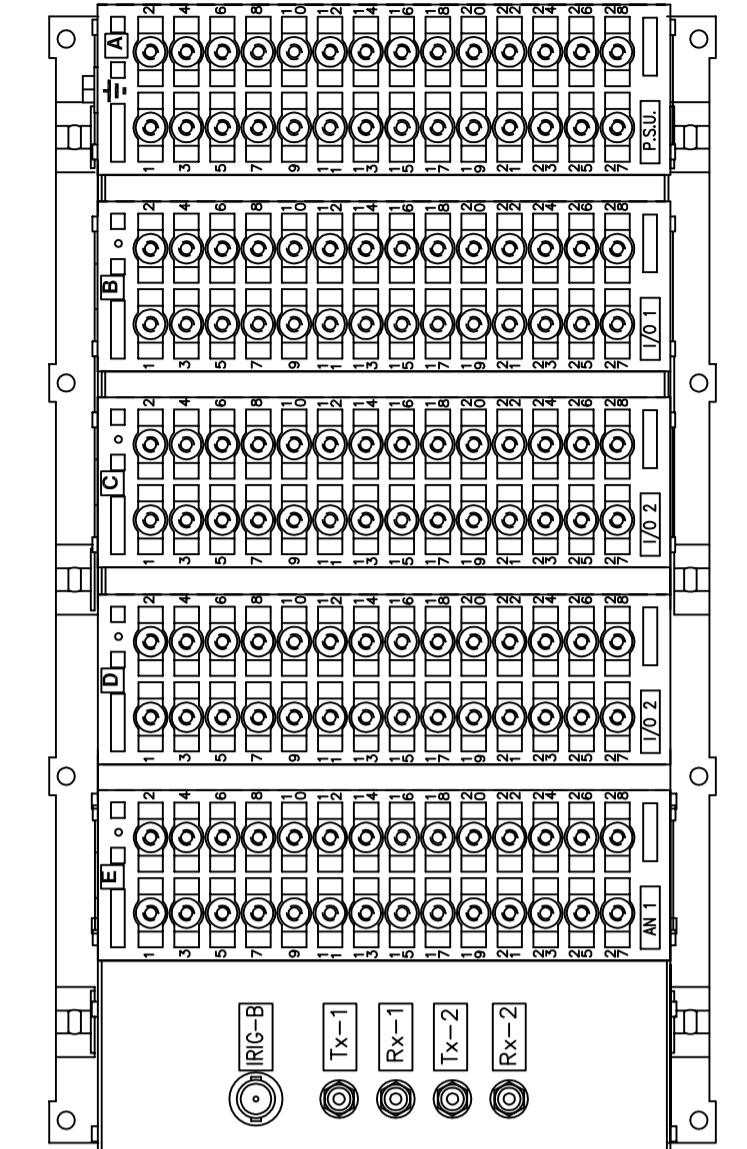
- 1 TERMINALS RECOMMENDED ARE PRE INSULATED & MUST BE CRIMPED USING APPROVED TOOLING. AMP PIDG OR PLASTI GRIP FUNNEL ENTRY (RING TONGUE) FOR M4 FIXING STUD.

SUPPLIER	AMP	CABLE SIZE
AMP	342103	0.25-1.6 SQ MM
AMP	342143	1.0-2.6 SQ MM.

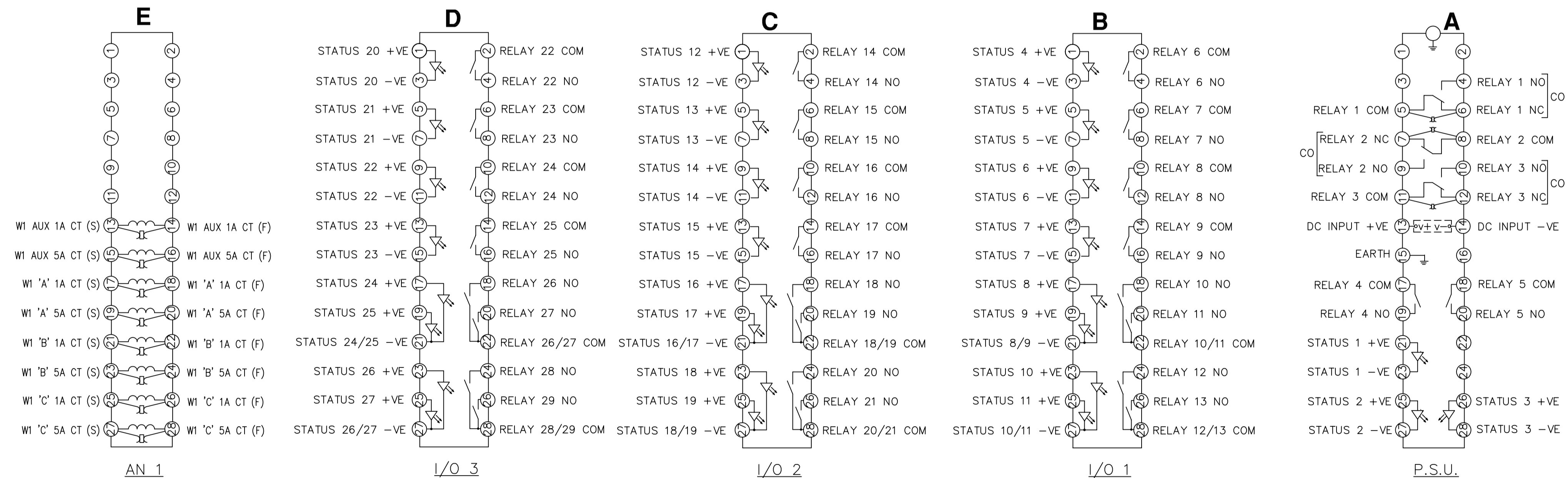
OR ANY OTHER MANUFACTURERS EQUIVALENT TERMINAL.

- 2 FOR OUTLINE & DRILLING DRG SEE 2995X10012 (A4).
- 3 IRIG-B & FIBRE OPTIC CONNECTORS MUST BE DISCONNECTED & FIXING NUTS REMOVED BEFORE WITHDRAWING CONTROLLER MODULE.

VIEW ON REAR OF
VERTICALLY MOUNTED RELAY



Controller Module
(SEE NOTE 3)



MODULE LABEL KEY	
ANALOGUE MODULE	AN 1 etc
INPUT/OUTPUT MODULE	I/O 1 etc
P.S.U. & BASIC I/O MODULE	P.S.U.

ABBREVIATIONS	
CT	CURRENT INPUTS
VT	VOLTAGE INPUTS
SI	STATUS INPUTS
CO	CHANGE OVER OUTPUT CONTACTS
NO	NORMALLY OPEN OUTPUT CONTACTS
NC	NORMALLY CLOSED OUTPUT CONTACTS

MATERIAL:

Dimensions in millimetres ; Surface texture in micrometres.
Machine where marked ✓
For explanation of dimensions, tolerances, notes etc. see B.S.308.
Limit on untoleranced unmachined dimensions ±
Limits on untoleranced machined dimensions to B.S.4500;
i.e. up to 6±0.1; over 30 to 120±0.3; over 315±0.8;
over 6 to 30±0.2; over 120 to 315±0.5;
General unmachined angular tolerance ±

Finish:	Title:	First used on:
Treatment:	TERM IDENT & WIRING DIAGRAM FOR MODULAR II PRODUCT (4CT,27SI,3CO,26NO) E12 CASE	Similar Articles:
	VATECH REYROLLE AUTOMATION, CONTROL & PROTECTION	Supersedes:
	Original Scale:	Drg. No.
	NTS	2621W11010

FOR INFORMATION ONLY
UNCONTROLLED COPY
NOT SUBJECT TO UPDATE

Copyright © 2005 VATECH REYROLLE ACP Ltd. Hebburn